

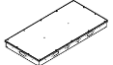
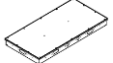
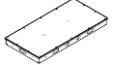











ID	Article name		Qty	Single weight	Total weight	Single surface	Total surface	Sales price	Total
061000	PANEL SDP 150X75		320	15.5 kg	4,960.00 kg	1.13 m <sup>2</sup>	360.00 m <sup>2</sup>	127.16 €	40,691.20 €
061011	PANEL SDP 150X50		8	11.7 kg	93.60 kg	0.75 m <sup>2</sup>	6.00 m <sup>2</sup>	103.18 €	825.44 €
061020	PANEL SDP 150X37,5		8	9.8 kg	78.24 kg	0.56 m <sup>2</sup>	4.50 m <sup>2</sup>	96.58 €	772.64 €
061010	PANEL SDP 75X75		8	8.6 kg	68.80 kg	0.56 m <sup>2</sup>	4.48 m <sup>2</sup>	81.84 €	654.72 €
061013	PANEL SDP 75X50		4	6.4 kg	25.40 kg	0.37 m <sup>2</sup>	1.48 m <sup>2</sup>	74.58 €	298.32 €
061030	PANEL SDP 75X37,5		2	5.3 kg	10.50 kg	0.28 m <sup>2</sup>	0.56 m <sup>2</sup>	73.92 €	147.84 €
061100	LONG BEAMS SLT 225		120	15.5 kg	1,860.00 kg			135.71 €	16,285.20 €
061110	LONG BEAMS SLT 150		3	9.6 kg	28.83 kg			96.76 €	290.28 €
061026	COVER STRIP 1.5m		110	1.7 kg	185.90 kg	0.08 m <sup>2</sup>	8.25 m <sup>2</sup>	11.28 €	1,240.25 €
061210	DROP HEAD SFK		120	6.2 kg	741.60 kg			48.18 €	5,781.00 €
061200	PROPHEAD SSK		10	3.9 kg	38.60 kg			25.09 €	250.92 €
061500	SKYDECK PALLET 150x75, galv.		1	76.7 kg	76.70 kg			213.41 €	213.41 €
061530	BIG SKYDECK PALLET 150x225, galv.		6	82.4 kg	494.40 kg			217.30 €	1,303.80 €
					<b>8,662.57 kg</b>	<b>385.27 m<sup>2</sup></b>		<b>68,755.02 €</b>	
<b>Crate pellets &amp; pallets</b>									
065016	CRATE PALLET 80x120		2	88.2 kg	176.40 kg			128.45 €	256.90 €
					<b>176.40 kg</b>			<b>256.90 €</b>	
<b>Total</b>					<b>8,839 kg</b>	<b>385.27 m<sup>2</sup></b>		<b>69,011.92 €</b>	